























GB/IRL/NZ

# Motorhomes 2017

***Dethleffs***  
A friend of the family

# Dethleffs Added Value – Explanation of symbols

In the Dethleffs motorhomes, there are a lot of smart ideas and standard comfort features. Here we briefly present the most important ones with the corresponding symbols which can be found on the pages of the vehicle. More detailed information on page 154/155.

 <p><b>3.5 t</b> Lightweight: 3.5 t vehicles licenced for 4 passengers and sufficient payload capacity</p>	 <p><b>ESP</b> More safety: Electronic stabilizing program incl. important driving assistance systems (ASR, Hill Holder and much more)</p>	 <p><b>AL-KO Chassis</b> Safe on the road: AL-KO broad gauge low platform for secure and dynamic driving experience</p>	 <p><b>Ergonomic</b>: Comfortable Pilote seats with height/ inclination adjustment, upholstered arm rests and lateral support</p>
 <p><b>Well protected</b>: Robust GRP roof for hail protection</p>	 <p><b>Winterproof</b>: Heated functional double floor with frost-protected water installation</p>	 <p><b>Winterproof</b>: Heated double floor with frost-protected water installation and additional storage space</p>	 <p><b>AirPlus</b> For a healthy indoor climate: Optimal rear ventilation of overhead lockers avoids condensation</p>
 <p><b>70 cm</b> Inviting: 70 cm XXL entrance door</p>	 <p><b>King of storage</b>: Particularly high rear garages thanks to Dethleffs drop chassis extension</p>	 <p><b>Flexible</b>: A comfortable pull-down bed offers additional sleeping berths (partly optional)</p>	 <p><b>95 Ah</b> More power: 95 Ah battery with AGM technology for higher performance, longer life and shorter charging time</p>
 <p><b>Practical</b>: Kitchen with large drawers and variable cooker cover for more working surface</p>	 <p><b>142 l</b> Stay cool! Extra-large fridges with at least 142 litres and freezer compartment</p>	 <p><b>“SleepWell”</b>: Fixed beds with 7-zones EvoPoreHRC Premium mattresses and ergonomic wooden bed frames</p>	 <p><b>Height-adjustable Queens bed</b>: Comfortable entrance or high garage</p>
 <p><b>Put your feet up</b>: Comfortable L-shaped lounge with free-standing table</p>	 <p><b>Happy Family</b> Family-friendly: At least 4 sleeping berths</p>	 <p><b>LIFETIME PLUS</b> Long-lasting: Rot-proof body construction without wood inserts and with GRP covered underfloor</p>	 <p><b>LIFETIME SMART</b> Long-lasting: Rot-proof floor construction without wood inserts and with GRP covered underfloor</p>



# Index

4	Welcome to the Dethleffs family	134 - 135	Conversion construction
5	The Dethleffs family	136 - 137	Winter camping
6	Classification	138	SleepWell system
		139	Seat comfort
<b>7 - 13</b>	<b>Models overview</b>	140 - 141	Safe all-round
		144 - 145	Quality management
<b>16 - 31</b>	<b>Globebus</b>	146 - 147	Our service for you
<b>34 - 53</b>	<b>Trend</b>	148 - 149	The Dethleffs family
<b>56 - 69</b>	<b>Advantage</b>	150 - 151	Family Foundation
<b>72 - 83</b>	<b>4-travel</b>	152 - 153	Dethleffs history
<b>86 - 101</b>	<b>Magic Edition</b>	154 - 155	Explanation of symbols
<b>104 - 117</b>	<b>Esprit</b>		
<b>120 - 131</b>	<b>Esprit Comfort</b>		

Pictures on following pages partly show optional equipment at extra charge.



# Welcome...

**Dear Reader,**

85 years ago Arist Dethleffs developed the first home on wheels in Germany because he wanted to promote his family business around the world without leaving his family behind. The family and everything associated with it is therefore particularly important for us.

That is why fairness and reliability play an important role for Dethleffs: in consulting, in sales and after-sales service.

In each Dethleffs motorhome there is 85 years of experience and expertise of our employees in Isny im Allgäu, a place we have remained true to this day.

You are always welcome in the Dethleffs family!

Sincerely  
Alexander Leopold  
Managing Director



## ... to the Dethleffs family!

### **85 years of experience**

The history of caravanning started with one idea that was followed by many others. And we have maintained this wealth of ideas until today. Maybe that's one reason why Dethleffs motorhomes are particularly practical and functional.

### **Quality from the Allgäu**

Since 1931 we have been producing recreational vehicles at the Isny site. The outstanding quality proves the employees' identification with the company!

### **Social competence**

Our philosophy of being a friend of the family also means social commitment, e.g. as part of the non-profit Dethleffs Family Foundation.

### **Family philosophy**

Whether couples, families with many children or best friends - the Dethleffs FAMILY belongs to anyone who wants to be involved and enjoys spending their free time with others on the road.

# Conversion types

## Low Profile


Holidays for two or even for four with a vehicle for daily use? The Low Profile models will be exactly the right ones for you. With a low vehicle height and dynamic driving features you will enjoy your holidays. They are ideal for all those of you who prefer the driving away from the motorways and make it possible to pass smaller villages. For Low Profile models with pull-down bed you can have a look into our ranges Trend and 4-travel.

## Coachbuilt

Very popular with families and all those who are in need of much space and storage. The cosy Overcab bed is very liked by children and also ideal for adults because of its large dimensions. When you do not use the Overcab bed for sleeping it can be very useful for storing your holiday implements.

## A Class

The well-insulated cab is integrated in the living area and gives you more room feeling. A pull-down bed over the cockpit provides additional sleeping berths. The driving experience with an A Class model is beyond comparison: the large Panoramic windscreen, the effective sound reduction and the spacious room feeling make your journey becoming an adventure.



# Globebus

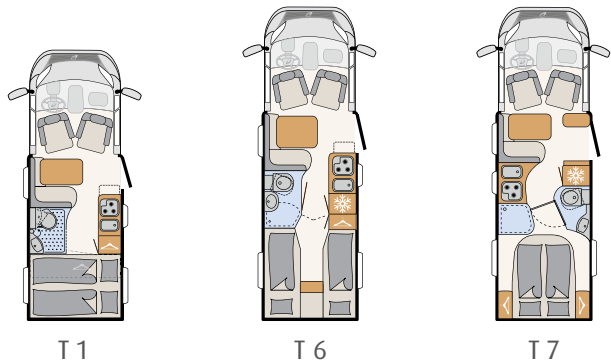
Compact, agile and yet so big! | from page 16



Globebus Low Profile	
Width	219 cm
Height	281 cm
Total length	From 599 to 698 cm



With a width of 219 cm and a total length starting at 599 cm, the Globebus is particularly compact, agile and absolutely suitable for daily use. The smallest Dethleffs family member convinces with good room feeling and comfort.



T 1

T 6

T 7

# Trend

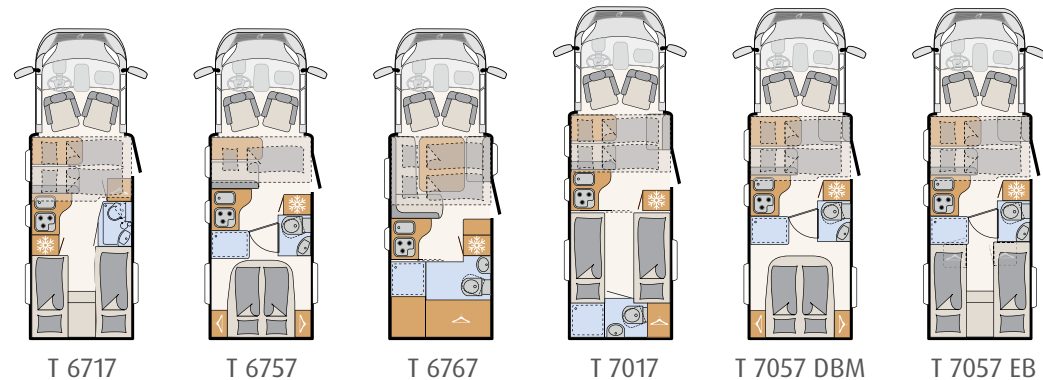
The perfect start | from page 34



Trend Low Profile	
Width	233 cm
Height	290 cm
Total length	From 696 to 741 cm



A lot of motorhome for a reasonable price. Whether a large fridge with 142 l, extra-wide entrance door or high rear garages for demanding transportation challenges - the Trend is the perfect start for the Dethleffs world of motorhomes. With the optional pull-down bed you will have 4 complete sleeping berths!



T 6717

T 6757

T 6767

T 7017

T 7057 DBM

T 7057 EB


# Advantage

More, more, more ... | from page 56

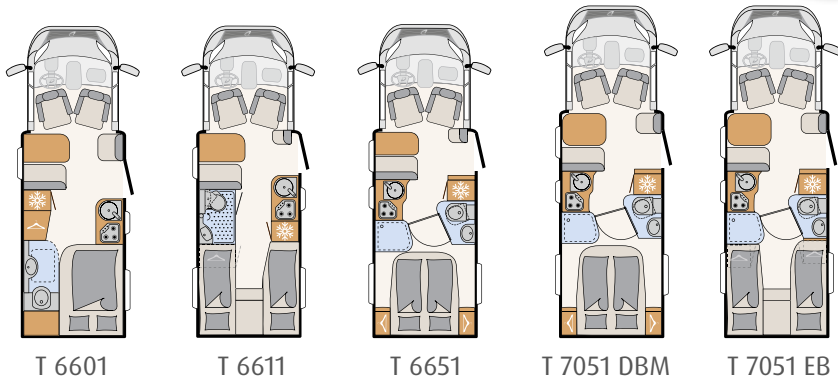


### Advantage Low Profile

Width	233 cm
Height	276 cm
Total length	From 695 to 740 cm



More equipment – more comfort – more safety!  
The Advantage provides compelling value for demanding motorhome owners. Top equipment, stylish design and the completely rot-proof Lifetime Plus body without wood inserts will also convince you.



# 4-travel

Innovation meets design | from page 72

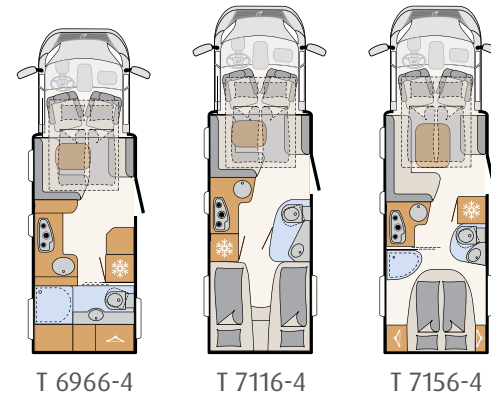


### 4-travel Low Profile

Width	233 cm
Height	298 cm
Total length	From 699 to 749 cm



The advantage of positioning the pull-down bed lengthwise is that you can lower it right down to the level of the seats without having to move any cushions out of the way. A modern design, many innovative ideas and attention to practical details round off the progressive appearance.





# Magic Edition

Enchantingly different | from page 86

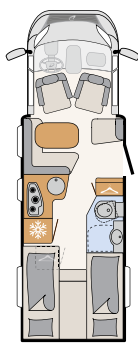


## Magic Edition Low Profile

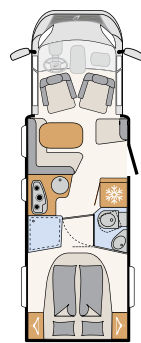
Width	233 cm
Height	294 cm
Total length	741 cm



Ideal for those who love the extravagant design. Convincing layout solutions, excellent specifications and superior design form a unique symbiotic relationship. Especially stylish: The large L-shaped lounge with modern cushion design



T 2 EB



T 3 DBM


# Esprit

Comfortable travel - all year round | from page 104

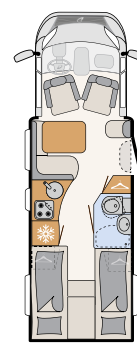


## Esprit Low Profile

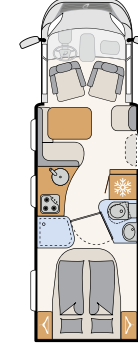
Width	233 cm
Height	298 cm
Total length	From 733 to 763 cm



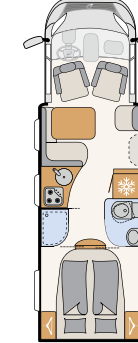
Not only suitable for winter but winterproof! The new IsoProtect Plus functional double floor makes the Esprit models absolutely suitable for winter. Other features: Outstanding interior design and fantastic equipment.



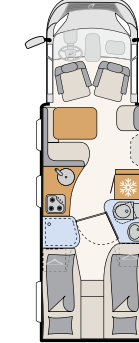
T 6810-2



T 7150-2 DBM



T 7150-2 DBT



T 7150-2 EB

# Globebus

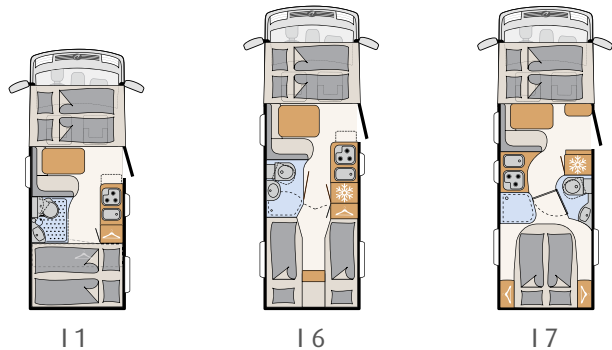
Compact, agile and yet so big! | from page 16



Globebus A Class	
Width	219 cm
Height	281 cm
Total length	From 599 to 694 cm



With a width of 219 cm and a total length starting at 599 cm, the Globebus is particularly compact, agile and absolutely suitable for daily use. The smallest Dethleffs family member convinces with good room feeling and comfort.



I1

I16

I17

# Trend

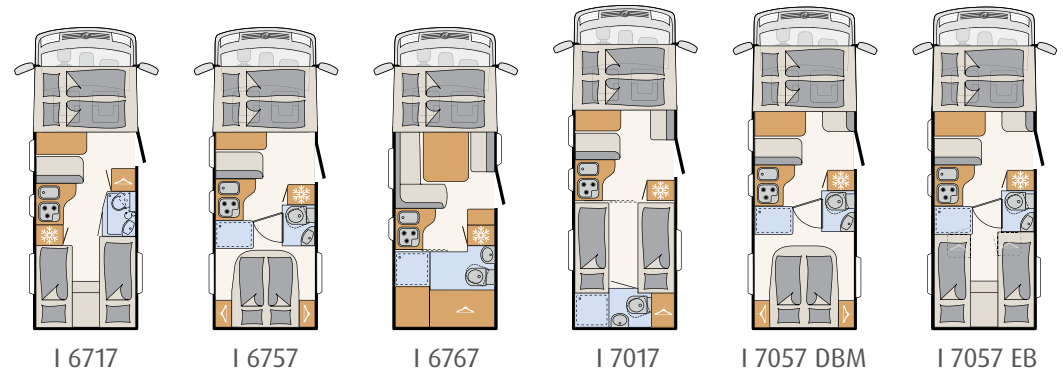
The perfect start | from page 34



Trend A Class	
Width	233 cm
Height	294 cm
Total length	From 694 to 739 cm



The premium class at a bargain price! Whether it's the large 142 l fridge, extra-wide entrance door or the standard pull-down bed - the Trend A Class will impress you with its excellent all-round equipment including the rot-free Lifetime Smart floor construction.



I 6717

I 6757

I 6767

I 7017

I 7057 DBM


I 7057 EB

# Advantage

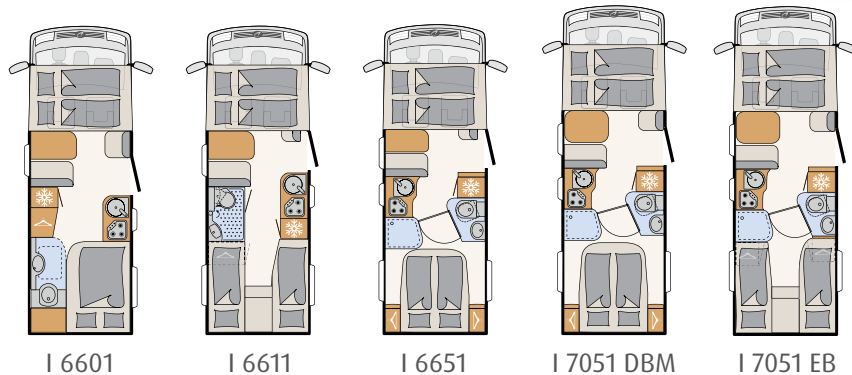
More, more, more ... | from page 56



Advantage A Class	
Width	233 cm
Height	276 cm
Total length	From 692 to 737 cm



More equipment - more comfort - more safety!  
The Advantage provides compelling value for demanding motorhome owners. Top equipment, stylish design and the completely rot-proof Lifetime Plus body without wood inserts will also convince you.



# Magic Edition

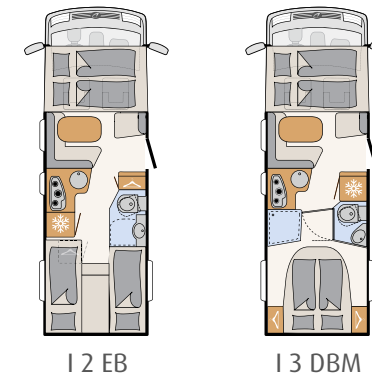
Enchantingly different | from page 86



Magic Edition A Class	
Width	233 cm
Height	294 cm
Total length	739 cm



Ideal for those who love the extravagant design. Convincing layout solutions, excellent specifications and superior design form a unique symbiotic relationship. Especially stylish: The large L-shaped lounge with modern cushion design



# Esprit

Comfortable travel - all year round | from page 104

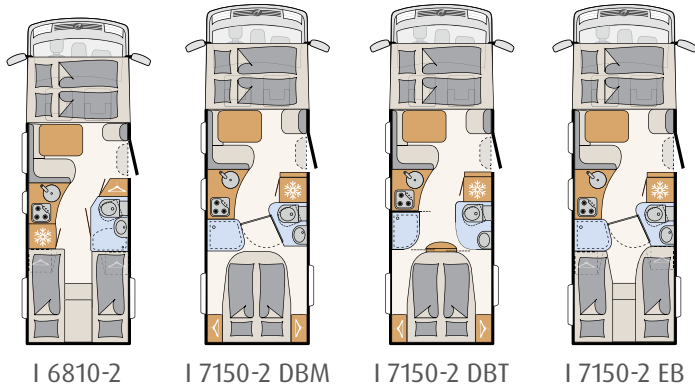


### Esprit A Class

Width	233 cm
Height	298 cm
Total length	From 729 to 760 cm



Not only suitable for winter but winterproof! The new IsoProtect Plus functional double floor makes the Esprit models absolutely suitable for winter. Other features: Outstanding interior design and fantastic equipment.



# Mobile luxury ...

### ... at its finest

Travel in the highest class - this is why we have developed the vehicles of the Dethleffs Premium class. Experience the most comfortable form of mobile leisure. With high-quality equipment, the finest materials, and above all lots of space, the Globetrotter models XL I and XXL A combine the best of over 85 years experience in each Dethleffs motorhome.

**Here you will find a brief overview!**

**Feel free to order our Dethleffs Premium class catalogue**

**via the phone: 0049 (0) 75 62 98 78 81 or via**

**email: [info@dethleffs.co.uk](mailto:info@dethleffs.co.uk)**



# Trend

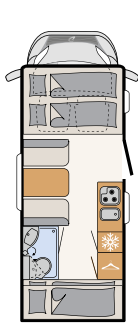
The perfect start | from page 34



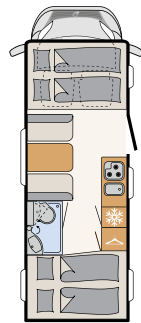
Trend Coachbuilt	
Width	233 cm
Height	319 cm
Total length	From 651 to 706 cm



More motor home for your money. Whether it's the large 142 l fridge, extra-wide entrance door or especially high rear garages for demanding transportation tasks – the Trend is the perfect start into the Dethleffs world of mobile travelling. At the same time the Trend Coachbuilt is an absolute light-weight: in spite of only 3.5 t total weight, it can accommodate up to six persons!



A 5887



A 6977

# Esprit Comfort

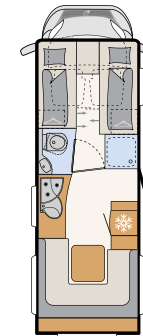
Space miracle for every season | from page 120



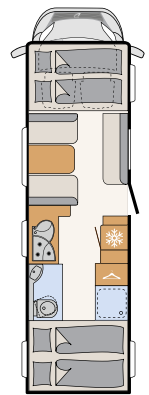
Esprit Comfort Coachbuilt	
Width	233 cm
Height	323 cm
Total length	From 733 to 858 cm



Huge storage space, generous amount of space, absolute winter hardiness thanks to high double floor. The Esprit Comfort is the practical one among the Dethleffs motorhomes. A very unique position is taken by the ALPA layout A 6820-2 with its single beds in the overcab.



A 6820-2



A 7870-2

Experience the new Grand Alpa A 7820-2 with more comfort for couples: [www.dethleffs.co.uk/alpa](http://www.dethleffs.co.uk/alpa)





Globebus

# Compact, agile and yet so big

The most compact range within the Dethleffs model program is perfect for city trips on narrow streets or on winding pass roads. At the same time you have all the advantages of a fully-fledged motor home, since the Globebus has been rigorously developed with regard to comfort and spaciousness, and one look at the cosy atmosphere in the interior will win you over immediately.

This award-winning motorhome now comes complete with the rot-free Lifetime Smart floor construction. For those of you who appreciate distinctively sporty details, the GT equipment package is just right.

## Globebus Plus factors

- + New! Rot-free Lifetime Smart floor construction
- + Much space in the interior (wider for 4 cm and higher for 8 cm compared to previous model)
- + 198 cm internal height
- + Large L-shaped seating lounge with modern and stylish cushion elements
- + Robust working surface extension for the kitchen (not for T/I 7)
- + Large rear garage (incl. drop chassis extension) with second access locker door
- + Sporty, prominent GT equipment package (option)

\*A Class



\*I7

\*not for T/I 1





Pictures on following pages partly show optional equipment at extra charge.

***Globebus***

# Globebus – Low Profile



The Globebus Low Profile (with a length of 599 cm) is as compact and sporty as a van, and drives like one as well: the Fiat low-frame chassis and the low overall height provide more contact with the road surface, the powerful 130 BHP engine provides the necessary driving pleasure also on narrow streets. You very quickly forget that you are on tour with a full-sized motorhome.

The Globebus – perfect for holidays and daily use! First choice for active motorhome enthusiasts.

Thinking ahead: the aerodynamically formed cab hood reduces fuel consumption and incorporates a large, positionable panoramic window as standard, that lets light and air into the interior of the vehicle.

## Globebus Low Profile

Width	219 cm
Height	281 cm
Total length	From 599 to 698 cm



+ Comfortable Pilote seats with height/ inclination adjustment and upholstered arm rests



+ Cab blinds: Protection from heat, cold and from prying eyes



+ Large L-shaped seating lounge with wide passage way to the cab - for more elbow room



+ Large opening skylight in T-hood



+ Black radiator grill for a sporty look



+ Electrically adjustable and heated rear view mirrors



+ Stylish safety feature: LED daytime running lights

# Globebus – A Class



The royal class in a compact format! Its elegance makes the Globebus A Class a real eye-catcher – active driving, compact and excellent in design. Travelling is a fantastic experience thanks to the huge panoramic windscreen and the spaciousness in the cab.

The practical pull-down bed comes as standard with a bed size of 185 x 150 cm. It comes down quite far and can be upgraded to electrical operation. During the day it is invisibly hidden under the cab ceiling. A big advantage is that you still can have a seat in the comfortable seating lounge.

## Globebus A Class

Width	219 cm
Height	281 cm
Total length	From 599 to 694 cm



+ The standard pull-down bed has a sleeping area of up to 150 cm in width



+ Wrap-around windscreen with unique panoramic view



+ Advantage of the A Class: Since the cab is just as wide as the rest of the vehicle, it extends the usable living space considerably



+ Prominent headlights, elegantly integrated in the new design

+ Easy to service: large engine bay opening for servicing all relevant parts

+ Coach-style mirrors for an unobstructed field of view

+ Prominent and safe: Integral rear lights with LED night-time-running lights

# Globebus GT



+ GT black

An eye-catcher inside and outside! The Globebus GT package comes with a large number of exclusive equipment components such as leather steering wheel, alloy wheels or the entrance door with central locking function. A unique identifying feature for the

automotive GT design is the red skid plate – just one of many details of the extensively refined exterior and interior designs. Many components which are optional extras for the Globebus are already included in the standard equipment of the GT.



+ Automotive cockpit with leather steering wheel and Aluminium applications



+ Noble: Switches and sockets all in Chrome look



+ Eye-catching: A noble black backwall in the kitchen



+ GT White



+ GT Silver



+ GT Black



+ Unique identifier: the GT Skid plate in red



+ Safe and well-insulating: The dark framed windows



+ High-level rear moulding and roof rails



+ Sporty alloy wheels as standard

# More versatility

The light, transverse wood décor gives the interior of the Globebus a wonderful and generous feeling of space due to the combination of an innovative furniture finish and light-weight construction. The overhead locker doors in high-gloss cream colour provide an elegant touch and smoothly complete

the interior. The spacious L-shaped seating lounge with a new cushion design provides seating comfort just like at home. The atmospheric ambience in the evening is provided by the power-saving, warm white LED illumination.



+ Rosario Cherry



+ Quadro



+ Pepe



+ **Rosario Cherry|Quadro:** Large L-shaped seating lounge with multi-directional one-leg table





+ **Rosario Cherry|Pepe:** Lots of room and cosy comfort. The 17 comes with a beautifully designed furniture module in the entrance area with entrance support handle, mirror and space for a flat screen.

# More relaxation

## Have a good night's sleep!

Part of a wonderful holiday is also a healthy and restful sleep. This is the reason why all Globebus models are equipped with ergonomic 7-zone EvoPoreHRC mattress made of climate regulating material.

For all layouts the Dethleffs designers made sure that despite the large rear garage it is possible to sit comfortably on the fixed beds.



+ The pull-down bed in the A Class models has a sleeping area of up to 150 cm in width



+ Perfect sleeping comfort thanks to the SleepWell system including the excellent 7-zone EvoPoreHRC mattress. More details on page 138



+ The concertina door separates the sleeping room together with the wardrobe from the living room. At the same time this creates a spacious dressing room.



+ T/I 6: Another good solution: Single beds can be converted to a large double bed (200 x 155 cm)



+ T/I 7: Height-adjustable! The large double bed with a comfortable access from three sides can change its height depending on the loading capacity

# More cooking fun

## Small but impressive!

The new kitchens in the Globebus can boast maximum comfort in a small space. All of them come with a 3-burner hob cooker with electrical ignition.

The three large drawers and a practical pull-out pantry are equipped with smooth steel runners and a Softclose function. As standard there is a large 142 l fridge/freezer combination.



+ Maximum comfort in a small space with large and easy-to-load drawers (picture shows T/I 7)



+ Robust working surface extension plate which invisibly disappears behind the kitchen unit when not needed (not for T/I 7)



+ Waiting for delicious regional meal: The Dethleffs Gourmet kitchen with 3-burner gas cooker and spacious working surface. Sink and cooker hobs are made of high-quality stainless steel



+ The T/I 6 comes with a roomy shower, an easy-to-access wash bowl and much storage space

# More bath comfort

## Refreshment

The compact Globebus models do not skimp on bathroom comfort. During development great importance was attached to creating easy-access bathroom elements with high-quality fittings

and plenty of storage space for sanitary articles. Interesting for tall people: even in the shower cabin there is still enough headroom.



+ T/I 7: Intelligent 3-D bathroom concept with high-gloss wash bowl and noble marble look

# More value

Small but impressive! In order to store as much holiday luggage as possible in these small dimensions the developers have come up with some practical solutions.

Starting this model year, the Globebus comes with wood-free and rot-free Lifetime Smart floor construction.



+ The LED illumination with indirect light elements provides atmospheric ambience



+ Spacious L-shaped lounge with telescopic table for much legroom



+ The seating lounge can be converted to a comfortable bed



+ Beautiful corner racks for comfort and decoration (T/I 7)



+ **T/I 1:** Multi-functional storage compartment under the fold-away bed frame, also accessible from outside



+ Useful: The extendable step for bed access with a storage box (T/I 1)



+ Well protected against hail: durable GRP roof



+ Free of wood and rot-free Lifetime Smart floor construction



+ Prominent and safe: Integral rear lights with LED night-time-running lights



+ Safe with the standard ESP and other important driving assistance systems



+ Eco-friendly and strong: Modern EURO 6 engine (2.3 l, 96 kW/130 BHP)



+ High garage with 150 kg loading capacity (only for T/I 1 & 6)



+ Extra-wide entrance door (70 cm) (not for T/I 1) with flyscreen door







Trend

# The perfect start

The new Trend is ideal for those with a sporty driving style - and the price is ideal as well.

It makes heads turn with its spotless workmanship, perfect quality from Allgäu and many features that can hardly be described as standard. This includes for example the rot-proof Lifetime Smart floor construction.

For maximum of flexibility there is wide selection of sleeping berths in the Trend models. So the Low Profile models can be optionally equipped with a pull-down bed, the A Class ones have it on board as standard. It offers additional beds in a flash. The Coachbuilt models even offer up to six registered seats and just as many sleeping berths.

## Trend Plus factors

- + Perfect price/ performance ratio
- + Optional pull-down bed for Low Profile models
- + Long-lasting and high quality body with GRP and Lifetime Smart floor construction
- + 142 l high fridge with large freezer compartment
- + 70 cm wide entrance door and electric entrance step
- + Large garage for transportation of E-bikes (dep. on layout)
- + High payload capacity despite being licenced for 4 persons at 3.5 t total weight (Coachbuilt even available for 6 passengers)

\*only I/A \*1 7057 DBM



\*(option T)



\*\*for T/I



\*only T/I





*trend*

# Trend – Low Profile



The standard Fiat wide-track low-frame chassis gives the Trend excellent road-handling properties. This sporting impression is accentuated by the dynamic lines of the cab hood (if desired with large, openable window) and the modern design. However, the Trend really steals the show when it comes to functionality.

A standard feature is the Dethleffs drop chassis extension which allows extra large rear garages up to 115 cm in height that has access doors on the left and right driver's side.

The exceptionally wide 70 cm living room door means an enormous gain in comfort.

## Trend Low Profile

Width	233 cm
Height	290 cm
Total length	From 696 to 741 cm



+ Comfortable Pilote seats with height/ inclination adjustment and headrest integration



+ Two additional sleeping berths are there in a blink of an eye thanks to electrical operation (option)



+ L-shaped seating lounge with free-standing and height-adjustable table always on board



+ White Standard



+ White/Titansilver Metallic  
Code 5338



+ Large opening skylight in T-hood



+ Looks stylish and improves safety: LED daytime running lights



+ The plastic body parts complete the elegant vehicle design



+ Prominent rear moulding

# Trend – A Class



Experience a magnificent holiday feeling at a great price – with the Trend A Class. It is equipped with everything that the Dethleffs successful range stands for, and of course with the genes of a real A Class: a fascinating holiday feeling thanks to the large panoramic windscreen, generous

space in the cab and also the standard pull-down bed which offers an enjoyable sleeping and at 195 x 150 cm, it is big enough for two.

Never before was it so easy to move up to the premium class!

## Trend A Class

Width	233 cm
Height	294 cm
Total length	From 694 to 739 cm



+ The standard cab blinds darken and insulate at the same time



+ Large pull-down bed with wooden slatted frame and 7-zone EvoPoreHRC mattress (196 x 150 cm)



+ Sophisticated ambience with the advantages of an A Class: even if the bed is pulled down the seating lounge still can be used.



+ Titansilver Metallic  
Code 1665



+ White Standard



+ Easy to service: large engine bay opening for servicing all relevant parts



+ Radiator is protected by an additional grid and covered with stylish Chrome braces



+ Coach-style mirrors for an unobstructed field of view



+ Prominent rear moulding

# Trend – Coachbuilt



The Trend Coachbuilt is the ideal holiday companion for all those who have lots of luggage to take away. Whether its family items or sport equipment – everything can go on board. All bulky items can be stored in the large rear garages. The lower bunk bed in the A 5887 can be folded away to create a storage space from the floor to ceiling.

And still – everybody can be accommodated! Because even with 3.5 t of total weight this vehicle can still have 6 passengers

## Trend Coachbuilt

Width	233 cm
Height	319 cm
Total length	From 651 to 706 cm



+ The Overcab bed is loved by children and ideally suits to adults



+ Comfortable Pilote seats with height/ inclination adjustment and integrated headrest



+ The classic dinette can also be used without swivelling the driver's and passenger's seats. It can be easily converted to a comfortable bed for two.





+ Opening window in overcab provides light and air circulation (option)



+ Looks stylish and improves safety: LED daytime running lights



+ The plastic body parts complete the elegant vehicle design



+ Prominent rear moulding

# More versatility

The modern interior of the Trend is distinguished by the cream-colored overhead locker doors in high-gloss finish. The furniture body is lined with a chic Virginia Oak décor with a textured surface.

Alternatively, at no extra charge, the furniture body is available in Topaz Apple décor (for Low Profile and A Class). For each wood finish, there are two fabrics to choose from.



+ Virginia Oak



+ Sporty



+ Unique



+ Topaz Apple (option with no surcharge/ not for Coachbuilt)



+ Sahara



+ Unique



+ **Virginia Oak | Unique:** The Virginia Oak décor has a direct and modern appeal ideally complemented by the cool light and dark areas of the soft furnishings design Unique.



+ **Topaz Apple | Sahara:** The wood finish Topaz Apple gives the interior a warm and cosy feeling. The soft furnishings design Sahara fits in elegantly, and with its microfibre surface is very resistant to dirt.

Trend

# More living ideas – in less than 7 m

Vehicles below 7 m stand for agility and flexibility on the road. The Trend range even offers you several handy models that still come with many comfortable

features which are important to motor home enthusiasts: comfortable beds, large wardrobes, a 142 l fridge and plenty of storage room.



+ **T 6717:** Under the comfortable single beds there is a particularly high garage - ideal for transportation of e-bikes or scooter.



+ **T 6717 Virginia Oak | Sporty:** Fig. shows a standard continental lounge. The L-shaped lounge is standard for UK. Really practical: the 230 V socket in the footwell or under the overhead locker.



+ T 6767 Virginia Oak | **Unique:** By doing without another fixed bed it was possible to create an open and roomy interior. Not only is the en suite bathroom huge, but also the L-shaped seating lounge

# More Family competence



+ The Overcab bed (210 x 165cm) is loved by children and ideally suits to adults

The Trend Coachbuilt is the ideal family model because everybody can go on holiday! A bed with an extra-large mattress is located just right over the cab. For the rear you can choose from bunk beds (A 5887) or another double bed (A 6977). If you are looking for more, the seating lounge can

be easily converted. It can be used without having to swivel the driver's and passenger's seats. As a result there will be 6 seats or an additional bed for two. Moreover the Trend Coachbuilt will amaze you with its well-equipped kitchen, comfortable shower rooms and an incredible amount of storage room.



+ All-round talent. The lower bunk bed in the A 5887 can be folded away for more transportation space.



+ Vario bathroom with rotating wall: separate shower cabine or toilet room





+ High-quality, modern interior design is ideal for families - when desired with Isofix child seat attachment points

# More relaxation



+ **Low Profile:** If desired with electric pull-down bed! Depending on the model, this means one or two additional beds available at the press of a button!



+ **T/I 7017:** Restful sleep in the comfortable single beds! A sliding door separates the living room from the sleeping room

We know that first-class sleeping comfort is top priority for our customers. That's why we only equip the Trend models with a perfectly balanced combination of top quality EvoPoreHRC Premium mattresses developed in Switzerland, and ergonomic wooden slatted frames as a sprung base. See page 138.

To reflect individual preferences, there is a choice between single or double beds. In the Trend you will find both variations in two models.

Single beds in the Trend are located high enough so there is still sufficient headroom and space for a high garage in the rear. Ideal for all those who want to go on holiday with lots of luggage or want to make sure that e-bikes or scooters are well-protected during the transportation.

Additional sleeping berths are offered by the particularly optional pull-down beds which are available for each Trend layout! They are equipped with electrical operation (Low Profile) and also with 7-zones EvoPoreHRC mattresses.



+ **I 7057:** Height-adjustable! The large double bed with a comfortable access from three sides can change its height depending on the loading capacity





+ **T 7057 DBM:** King size beds offer easy access from three sides. This means that getting up without waking your partner is no problem

Trend

# More cooking fun

Cooking is especially fun on holiday. The Trend comes with a fully-equipped L-shaped kitchen with equipment components you would otherwise find

in more expensive models, such as the large 142 l high fridge or comfortable drawers with Softclose technology.



+ The narrow, space-saving 142 l high fridge has a handy freezer and a drawer for tall bottles



+ The 3-burner stove also allows you to produce gourmet meals at ease.



+ The roller-guided drawers close gently and quietly thanks to Softclose technology



+ The L-shaped kitchen offers enough working surface and piles of storage space



+ You can dry wet clothes on the towel rack in the shower wonderfully



+ High-quality water armature with a modern look

# More bath comfort

It's a good feeling to know that your private bathroom is only a few steps away. Whether for a quick refreshment during the journey or daily

personal hygiene on holiday - the Trend gets top marks for a lot of practical ideas!



+ Very handy: Mirror with towel holder in the door (depending on model)



+ In some models, the shower cubicle and washroom can be joined together to form a huge bathroom the entire width of the vehicle.

# More value

The new Trend offers convincing added values: Quality, equipment, persistence and a lot of practical ideas.

Thanks to the standard drop chassis extension they are particularly high and can be loaded from both sides.

Sportsmen and all those who have got lots of luggage will be thrilled by the big garages.



+ The optional indirect lighting creates a wonderful and cosy ambience during the evenings.



+ Childproof: Isofix bracket for child seats optionally available



+ Practical: Storage compartment in entrance area (depending on model)



+ 70 cm wide entrance door with electrical entrance step! If desired available with window and central locking



+ The large clear glass skylight (Mini Heki) lets in light and air



+ Important vehicle information is clearly presented here



+ Many 230 V sockets in living area and rear garage



+ Clever: Lighting and 230 V socket in rear garage



+ Well protected against hail: durable GRP roof



+ Fiat broad gauge low platform chassis for safe driving (Coachbuilt with ladder frame)



+ Eco-friendly and strong: Modern EURO 6 engine (2.3 l, 96kW/ 130BHP)



+ Free of wood and rot-free Lifetime Smart floor construction (not for Coachbuilt)



+ Stay safe with the standard ESP and other important driving assistance systems.



+ Prominent rear moulding



+ **T/I 7017:** Through-loading possibility under the single beds (95 x 55 cm)



+ The garages of the single beds' layouts are high and loadable from both sides





Advantage

# More, more, more ...

The name says it all! More comfort, more safety, more durability, more ideas! From the standard 142 l fridge to the extra-wide living door and spacious seating lounge - the Advantage knows how to excite with many ideas and a sensational price.

And in order for you to enjoy all this for a long time, even the Advantage is based on the new Dethleffs Lifetime Plus technology. This means a rot-proof body construction without wood inserts! The roof and floor

are protected by GRP panels and the highly compressed, water-resistant XPS insulation keeps heat and cold at bay.

What's really impressive is the lightweight construction of the Advantage throughout: The Low Profile models are licensed for 4 persons with a maximum weight of 3.5 t and yet can still take on lots of cargo\*.

## Advantage Plus factors

- + XL: spacious seating lounge with harmonious shapes for all layouts
- + Power-saving LED interior illumination
- + New kitchen design with variable cooker cover and drawers. Practical: fold-away working surface enlargement for all layouts
- + Slim fridge with 142 l volume thereof 15 l freezer compartment and practical bottle pull-out
- + Luxurious: extra-wide living room doors (70 cm) for easy access including flyscreen doors as standard
- + Gas bottle locker with pull-out function for a comfortable change of gas bottles
- + Low total vehicle height - only 276 cm

\*A Class



\*for T







*Advantage*

# Advantage – Low Profile



## The dynamics experts

With its new, more aerodynamically shaped roof hood, the Advantage Low Profile continues the striking design of the new Ducato, not only in terms of superb looks, but also combining practical advantages such as less wind noise and reduced fuel

consumption. There is finesse in every detail: e.g. rain water is directed through integrated channels towards the windscreen and the rear. In this way you are spared from an unintentional shower when getting into the vehicle.

### Advantage Low Profile

Width	233 cm
Height	276 cm
Total length	From 695 to 740 cm



+ The large skylight for lots of light and air in cab (option)



+ Comfortable Pilot seats with height/ inclination adjustment and upholstered arm rests



+ **Noce Solista | Baku:** The large skylight with an elegant plinth lets the seating area appear light and airy (option).



+ White Standard



+ White/Titansilver Metallic  
Code 5338



+ Silver/Titansilver Metallic  
Code 8092



+ Integrated channels direct rain water to the windscreen and rear



+ The plastic body parts complete the elegant vehicle design



+ Protection from heat, cold and prying eyes: Blinds for windscreen and side windows



+ Looks stylish and improves safety: LED daytime running lights

# Advantage – A Class



## Welcome to the premium class!

Travelling in the Advantage A Class is an experience, thanks to the panoramic windscreen with a stunning view of the outside and a dashboard with optimum noise reduction.

An unbeatable extra benefit is the standard XXL pull-down bed with a 195 x 150 cm sleeping area, wooden slatted frame and high-quality 7-zones EvoPoreHRC Premium mattress. During the day it disappears almost invisibly under the roof of the driver's cab.

### Advantage A Class

Width	233 cm
Height	276 cm
Total length	From 692 to 737 cm



+ Standard on board: The comfortable pull-down bed with EvoPoreHRC mattress and slatted frame



+ Quick defrosting of the windscreen using the warm air duct in the dashboard



+ **Lorraine Walnut (option) | Namib:** Living comfort with rich fabrics and ambient lighting concept.



+ White Standard



+ Titansilver Metallic  
Code 1665



+ Easy to service: large engine bay opening for servicing all relevant parts



+ Coach-style mirrors for an unobstructed field of view



+ Standard: Cab doors for a comfortable entrance with electrical window lift



+ The standard cab blinds darken and insulate at the same time

Advantage

# More versatility

The furniture in the Advantage is not only elegant but also very practical. The tapering overhead lockers add significantly more headroom, and all the cables run neatly and safely in the integrated installation ducts.

You can choose between two two-tone furniture finishes and four attractive soft furnishing designs (partly optional).



+ Noce Solista



+ Baku




+ Chevron



+ Lorraine Walnut (high-gloss surface | option)



+ Muscat (option)



+ Namib (option)



+ **Noce Solista | Chevron:** Generous seating area with harmonious curves in all models. Practical: 230 V and USB sockets are found directly under the overhead locker



+ **Lorraine Walnut (option) | Muscat:** The exclusive wood décor Lorraine Walnut with high-gloss overhead locker door design creates a stylish and comfy atmosphere.

Advantage

## More relaxation ...

... means for us: the latest sleeping systems and bedroom layouts that are cosy but are still functional. In the Advantage you will find every conceivable bed variation you could wish for.

Whichever you choose is a matter of personal taste. What they all have in common though is latest sleeping technology such as fantastic EvoPoreHRC mattresses from Switzerland. See page 138.



+ Easy-access: wardrobes under the single beds (option: high-level bed)



+ Perfectly matching sleeping systems with modern EvoPoreHRC mattresses guarantee restful sleep



+ **T 7051 DBM:** The large storage space under the bed is easy to access





+ T 7051 DBM: Impressive double bed - with access from three sides

Advantage

## More cooking fun

The Advantage offers more – even when it comes to cooking! The newly developed Gourmet kitchen centre makes the maximum use of the available space. That's why the cooker cover is divided into two parts.

Whether you need one, two or three hobs – you just cover as many as you actually need, the others then function as a work or storage area. And that can even be easily extended with a handy folding mechanism.



+ The raised back panel clad in kitchen laminate has a very elegant appearance



+ You need more working space? In seconds the handy additional board is ready to use.



+ Everything can be stowed away easily in practical drawers with Softclose technology. Tall bottles go in the practical pull-out pantry (depending on model).



+ 142 l high fridge with 15 l freezer. In the lower drawer tall bottles can also be kept standing up.

# More bath comfort

Elegant bathrooms with a warm wood finish, high-gloss surfaces, and pivoting walls that turn a washroom into a plastic-panelled shower cubicle –

the Advantage showcases its bathroom landscapes and holds many surprises.



+ Door handle same as at home (7051)



+ The shower cubicle becomes a drying room (depending on model)



+ Modern bathroom design: High-gloss surfaces and large mirrors



+ Washroom and shower can be combined to make a big bathroom which can be separated from the bedroom by a blind. The shower can also be used for hanging up wet clothes (7051 EB and DBM)

Advantage

## More value

It's not for nothing that the Advantage is one of the best-selling models in the Dethleffs range. It combines innovative design standards, style and superior equipment in a unique way.

But when it comes to the bare facts, it has convincing arguments in its favour, such as the rot-proof Lifetime Plus body construction, the guarantee for a long motorhome life.



+ Freely adjustable click-in spotlights for optimum room illumination



+ Safe: seats with 3-point inertia seat and height-adjustable head rests



+ Perfect power supply with five 230 V or USB sockets at least



+ Safe: step with night illumination



+ The ambient indirect lighting comes standard



+ Fiat broad gauge low platform chassis for safe driving



+ Prominent and safe: Integral rear lights with LED strip



+ Standard with flyscreen door and electrical step strip



+ XL living door (70 cm) - if desired with window and central locking



+ Stay safe with the standard ESP and other important driving assistance systems



+ Eco-friendly and strong: Modern EURO 6 engine (2.3 l, 96kW/ 130BHP)



+ Comfortable: Extendable gas bottle locker for an easy change of gas bottles



+ Large rear garages! Single bed layouts available in three variants





4-travel

# Innovation meets design

Sometimes it's the little things that produce big results. We don't need to reinvent the pull-down bed in our low-profiles – we just rethink it.

In the Dethleffs 4-travel, the pull-down bed is positioned lengthwise and not across the way. This has practical implications: it can now be pulled down far enough so that you can get into bed as easily as in a fixed double bed. And the sleeping area of 200 x 140 cm is significantly bigger than any classical pull-down bed!

There is even enough headroom when the pull-down bed is in its intermediate position. The convertible seating area can be used as additional sleeping space. Ideal for holidays with your family or friends.

A modern design, many innovative ideas and attention to practical details round off the progressive appearance of the 4-travel.

## 4-travel Plus factors

- + Innovative, electrically adjustable lengthwise pull-down bed with comfortable access
- + The rot-proof Lifetime Plus body construction
- + Sportive exterior design with dynamic T-hood, new rear spoiler and modern LED integral rearlights
- + Central service unit for fresh water filling, boiler emptying and heating
- + Extra-wide entrance door (70 cm) with insulated Coupé entrance and flyscreen door
- + High rear garages accessible from both sides







*4*travel



## 4-travel – Low Profile

The premium comfort of the living room is not only limited to the interior. The streamlined silhouette increases the driving experience by withstanding the side winds and reduces fuel costs. A pleasant side effect: low noise for a quiet ride.

The sporty styling of the 4-travel is also emphasized by the elegantly curved roof hood in which the pull-down bed disappears during the day.

### 4-travel Low Profile

Width	233 cm
Height	298 cm
Total length	From 699 to 749 cm



+ Comfortable Pilote seats with height/ inclination adjustment and upholstered arm rests

+ Cab blinds protect from heat, cold and prying eyes



+ The spacious L-shaped seating arrangement is inviting and modern. Up to five people can be seated at the versatile table. The 4-travel also provides enough headroom under the pull-down bed



+ White Standard



+ White/Titansilver Metallic  
Code 5338



+ Silver/Titansilver Metallic  
Code 8092



+ Elegant finish: Rear spoiler with integrated 3rd  
brake light



+ The design matching cab entrance step ensures an  
easy entrance



+ Electrically adjustable and heated rearview mirrors



+ Stylish safety feature: LED daytime running lights


# More versatility

If the pull-down bed is hidden under the roof you will see a generous living room with almost 2 metres headroom. Innovative furniture with light-weight technology and appealing look underline the noble interior in cream-coloured natural tones.

Additionally available is the dark soft furnishing design Chocolat. Overhead lockers over the bed in the rear (depending on layout) offer a lot of storage space for holiday gear.



+ Noce Palermo



+ Macchiato



+ Chocolat



+ **Noce Palermo | Chocolat:** Up to five people can be seated at the versatile table. The 4-travel also provides enough headroom under the pull-down bed.



+ **Noce Palermo | Macchiato:** Although the T 6966-4 is only 699 cm long, it includes a large bathroom in the rear, a spacious L-shaped kitchen with a 145 litre fridge and an inviting seating area. And despite all that, it still offers a wonderful feeling of open space.

## More relaxation ...

### World premiere!

The advantage of positioning the pull-down bed lengthwise is that you can lower it right down to the level of the seats without having to move any cushions out of the way.

Getting into a bed like this has never been so easy. And with its generous size of 200 x 140 cm, you will be easily convinced to use it as the main place to sleep. Even when the pull-down bed is lowered, access to the entrance door is still completely free.



+ The pull-down bed can also be locked in an intermediate position. If the seats are used as additional sleeping place, the 4-travel sleeps four.



+ Comfortable entrance into bed at waist level



+ In its lowest position the pull-down bed goes right down to the level of the seats, so getting into bed is easy. And the ergonomic 7-zone EvoPoreHRC mattress guarantees maximum sleeping comfort.



+ T 7116-4: The generous single beds warrant an enjoyable sleep. Under the beds there is an easy-to-access wardrobe and many other handy storage ideas.

# More cooking fun



+ The three cooking hobs are positioned close to each other for an optimum use of space

What else does the 4-travel have to offer? An elegant Gourmet kitchen centre with spacious drawer compartments with ball bearing technology plus SoftClose function. The sink and cooking hobs are made of the high-quality steel.

The glass showcase and the bar compartment with glass holder are not only practical but also a real eye-catcher (T 6966-4).



+ Everything on board! The large 145 l fridge with separate freezer compartment is large enough for food and beverages for the entire holiday



+ A special highlight is the glossy room divider facing the seating area with a bistro shelf, bookshelves and an attractive light installation (T 6966-4)





+ Bathroom with high-quality fittings and a lot of shelf space

# More bath comfort

The modern bathrooms are decorated with wood décor and equipped with raised wash basin taps. Depending on the model, there are different room layouts: whether a space-saving rotating toilet room,

a large bathroom across the entire vehicle width or a completely separated sanitary room and shower cubicle – all offer the best possible use of space and functional detail solutions.



+ **T 7116-4:** Rotating bathroom: By one simple movement a shower cubicle is created



+ **T 6966-4:** The en-suite bathroom in the rear of the vehicle offers a lot of freedom of movement. In addition to a plastic-panelled shower cubicle, it offers a fully-fledged wardrobe which at the same time serves as a dressing room.

# More value

The new 4-travel has first-rate equipment and is full of practical ideas and interesting features.

The Dethleffs LifetimePlus rot-proof body construction without wood inserts in the roof, walls and floor ensures maximum durability. The roof and

underbody are additionally protected from damage by GRP panels.

For additional information and photos, please visit [www.dethleffs.co.uk/4-travel](http://www.dethleffs.co.uk/4-travel)



+ The indirect lighting provides atmospheric ambience



+ The elegant gooseneck reading lamp brings the light exactly where you need it



+ Healthy indoor climate thanks to the "AirPlus"



+ Practical bottle holder and shelves in cab



+ Spacious apothecary pull-out drawer under the sink for your cooking utensils (depending on layout)



+ T 7116-4 comes with an easy-to-access wardrobe under the single bed



+ Eco-friendly and strong: Modern EURO 6 engine (2.3 l, 96kW/ 130BHP)



+ Well protected against hail: durable GRP roof



+ Prominent and safe: Integral rear lights with LED strip



+ Service access for filling and cleaning the fresh water tank, the 230 volt socket



+ The high exterior compartment with drip tray is handy for transporting tall objects such as skis etc.



+ Safe on the road with standard ESP and important driving assistance systems.



+ 70 cm wide entrance door with flyscreen! If desired available with window and central locking



+ The drop chassis makes it possible to have a high rear garage with through-loading capacity





Magic Edition

# Enchantingly different!

The exclusive Magic Edition models will enchant you with their fascinating and extravagant look which emphasizes the exceptional design and features.

And it seems to be a miracle when it comes to the fantastic savings effect.

Magic Edition also means luxurious equipment at a reasonable price! The extensive Magic Edition equipment package includes numerous standard options such as the 190 l fridge/freezer combination, cab air conditioning, leather steering wheel, 16" Alloy wheels, flush-fitting windows and much more.

It's Magic!

## Magic Edition Plus factors

- + Extensive equipment package with many benefits
- + Low vehicle height (294 cm)
- + Internal height 198 cm
- + Large fridge/freezer combination with 190 l incl. 35 l freezer compartment
- + 5th belted seat is optionally available
- + Power-saving LED light concept with modern, indirect illumination
- + Extra-wide entrance door (70 cm) with insulated entrance
- + One level floor construction from cab to bathroom

\*A Class

\*T/I 3 DBM





*Magic*  
Edition

# Magic Edition – Low Profile



## Drives like a dream

With its sporty lines and the low overall height of only 294 cm, the Magic Edition Low Profile appears particularly dynamic. The practical side effect: even when driving over mountain passes or through small villages

where balconies or rocks may make the road narrower, you can enjoy a safe and relaxed journey with the Magic Edition Low Profile.

### Magic Edition Low Profile

Width	233 cm
Height	294 cm
Total length	741 cm



+ Protection from heat, cold and prying eyes: Blinds for windscreen and side windows



+ Comfortable Pilote seats with height/ inclination adjustment and upholstered arm rests



+ The standard window in the cab hood bathes the seating area in a bright light





+ Optimum air exchange with the standard cab skylight



+ Stylish and safe: Integral rear light with LED night-time-running lights



+ Complete the design harmoniously: Cab entrance step with solid aluminium step plate



+ Looks stylish and improves safety: LED daytime running lights

# Magic Edition – A Class



## Put a smile on your lips

Sometimes the journey is the reward – especially with the Magic Edition A Class models. It all starts with the driving experience: comfortable Pilote seats with integrated seatbelts, high-quality cab dash, and the perfect all-around view through the Panoramic windscreen – you will enjoy every mile.

The driver's cab is not only elegantly and practically designed, it also shields the rest of the vehicle from engine noise. A pull-down bed is discretely integrated into the cab ceiling as standard. Its aluminium construction makes it particularly light, so it has a favourable impact on the handling and the payload. In the evening it is lowered with a handle and is low enough for you to get into bed without any gymnastic exercises.

### Magic Edition A Class

Width	233 cm
Height	294 cm
Total length	739 cm



+ Comfortable: lots of headroom, 195 x 150 cm bed size, SleepWell bed system



+ The standard cab blinds darken and insulate at the same time



+ A Class advantages: even if the bed is pulled down, the seating lounge still can be used



+ Quick defrosting of the windscreen using the warm air duct in the dashboard



+ Coach-style mirrors for an unobstructed field of view



+ The large engine bay opening makes it easier to do servicing



+ Standard: cab doors for a comfortable entrance and with electrical window lift

## More versatility

The interior of the Magic Edition shines with a contrast of modern high-gloss white for the overhead locker doors and the remaining furniture elements in an elegant grey wood grain look. Due to the new cushion design with firmly stitched

pillows, the L-shaped seating lounge radiates a cosy atmosphere and offers a lot of seating comfort.

If desired, you can opt for an exclusive real leather upholstery.



+ Dakota Oak



+ Tizio (standard)



+ Puritani (optional real leather)



+ **Tizio:** The soft furnishing Tizio focuses on an automotive look and skilfully takes up the shade of the wood with its easy-care microfibre seat cushions.



+ **Puritani:** The combination with the exclusive real leather Puritani furnishing (option) brings out the special interior refinement of the Magic Edition to full effect. You will be captivated by the soft and smooth real leather with its excellent breathability which warrants a perfect seating comfort all year round.

# More relaxation

## This is the stuff that makes (travel) dreams come true

The most popular sleeping room layout among motor home enthusiasts is the single bed or the queen-size bed. Whichever version is the best for

you depends on your individual demands. Your Magic Edition is available with both – whatever you decide. See page 138.



+ A Class with pull-down bed: The 150 cm wide pull-down bed is well integrated into the cab. Advantage: When the bed is pulled down you still can use the seating lounge.



+ Well-connected: 230 V and USB socket in sleeping room.



+ SleepWell bed system: Perfect sleeping comfort thanks to innovative EvoPoreHRC mattresses and ergonomic wooden bed frames!



+ The majestic queen-size bed combines the advantages of both single beds and the double bed; being accessible from three sides you are unlikely to disturb your sleeping partner.



+ The spacious single beds in Magic Edition guarantee an undisturbed sleep. With the optional cushion sets they can easily be converted to a huge double bed across the whole width of the vehicle.

# More cooking fun

Want to create something special for dinner? Then try out the smart Gourmet kitchen centre with spacious drawers and 3-flame-cooker with electrical ignition and extra large work surface.

Always on board: The raised fridge/ freezer combination with separate freezer compartment and with 190 l volume - even for a big holiday!



+ The Gourmet kitchen offers sufficient storage room. Very modern and easy to clean is the Plexiglas backwall



+ Practical: 3-flame-cooker with electrical ignition



+ The reverse side of the sink cover is a cutting board with a juice groove



+ Large 190 l fridge/ freezer combination (thereof 35 l freezer compartment)



# More bath comfort



+ The high-gloss surfaces do not only look elegant they are also easy to clean

The bathrooms are not only designed to be very comfortable with wood décor and elegant high gloss sink, they also come up trumps even when it comes

to practicality: Large mirror surfaces, plenty of storage space, towel hooks and much more are of course included.



+ **T/I 3:** Maximum elbow room! The large bathroom is located across the entire vehicle width and can be separated from the living room by a robust door

# More value

The extensive Magic Edition package comes with many standard components. It doesn't matter what kind of demands you have the Magic Edition model's

provide an excellent combination of comfort and outstanding design. Magic Edition – let them bewitch you!



+ The large skylights are surrounded by a noble, backlit plinth (Low Profile)



+ Noble furniture element in entrance area with atmospheric illumination, shelves and handle



+ The interior illumination is equipped with LED light technology



+ 5th belted seat is optionally available



+ Rotation flatscreen bracket at eye level incl. power and aerial connection



+ The kitchen backwall cover is chic and easy-to-clean



+ Luxury on-board control panel: Display of power and water and outdoor and indoor temperature



+ Digital TRUMA operation panel with many additional functions



+ Use the sink cover as cutting board



+ Easy-access: wardrobes under the single beds T/I 2



+ Floor-to-ceiling wardrobe (T/I 2)

# More value

Driving pleasure, design, comfort, safety! The Magic Edition equipment package will not only make your

motorhome a feast for the eyes but it also makes sure that your holiday is comfortable and safe.



+ Eye-catcher: Cabdash with leather steering wheel and leather gear knob as well as applications in Chrome and Aluminium look



+ For relaxing driving: Cruise control



+ Creates a good climate: Cab air conditioning



+ Complete the design harmoniously: Cab entrance step with solid aluminium step plate



+ Cab blinds: Protection from heat, cold and from prying eyes



+ Looks stylish and improves safety: LED daytime running lights



+ Extra wide entrance door (70 cm) with window, central locking and flyscreen



+ Safe and well-insulating: The dark framed windows



+ The big skylight for much light and air in the cab



+ Well protected against hail: durable GRP roof



+ Perfect driving experience thanks to Fiat broad gauge chassis



+ Eco-friendly and strong: Modern EURO 6 engine (2.3l, 96kW/ 130BHP)



+ Stay safe with the standard ESP and other important driving assistance systems



+ Good-looking: 16" alloy wheels



+ Safe at night: Innotuna integral rear light with LED night-time-running light



+ Short distance: Cab doors for a comfortable entrance and with electrical window lift





Esprit

# Comfortable travel – all year round!

The new Esprit uniquely combines impressive, modern design with the excellent comfort of a luxury class. This includes being able to use it the whole year round: With the new IsoProtect Plus function double floor all models are not only suitable for winter use but absolutely winterproof.

When it comes to travelling comfort and active driving safety, the Esprit models score with the standard AL-KO broad gauge low platform chassis and a whole arsenal of driving assistance systems. And the powerful Euro 6 MJet engine with 2.3 l (130 BHP) ensures a relaxed and speedy journey.

Welcome to the new mobile upper class!

## Esprit Plus factors

- + Powerful and economical: Euro 6 2.3 l MJet engine with 96 kW (130 BHP)
- + Optimal winter suitability due to IsoProtect Plus function double floor and frost-proof installation.
- + Ideal driving characteristics: AL-KO broad gauge low platform with 145 mm lowering (weight increase to 4.5 t available)
- + Standard drop chassis extension for particularly high garages (250 kg load capacity) or rear storage compartments
- + Single beds are available in low and high versions. Even with high version there is enough headroom and space for overhead lockers
- + Attractive Gourmet kitchen centre with large drawers, central locking, powerful burners and lots of worktop space.

\*A Class



\*for T







*Esprit*

# Esprit – Low Profile



## Living comfort with feel-good character

It is one of the trendiest Low Profiles in the motorhomes scene, offering first class living comfort. Neat lighting elements in the plinth, kitchen cabinets and overhead lockers provide a particularly atmospheric ambience.

The L-shaped seating is spacious and comfortable, with a free-standing table that can be adjusted both horizontally and vertically. The large panoramic roof windows in the cab hood and above the seating area create an impressive band of light which transforms the vehicle interior into a light-filled space.

### Esprit Low Profile

Width	233 cm
Height	298 cm
Total length	From 733 to 763 cm



+ The big skylight for much light and air in the cab



+ Comfortable Pilote seats with height/ inclination adjustment and upholstered arm rests



+ **T 7150-2 Virginia Oak | Glamour:** The homogeneous overhead locker design reaching up into the cab hood integrates the cab into the living room and creates a generous impression of space.



+ White Standard



+ White/Titansilver Metallic  
Code 5338



+ White/Travertin  
Code 7882



+ Silver/Titansilver Metallic  
Code 8092



+ Complete the design harmoniously: Cab entrance step with solid aluminium step plate



+ The plastic body parts complete the elegant vehicle design



+ Cab blinds: Protection from heat, cold and from prying eyes



+ Looks stylish and improves safety: LED daytime running lights

# Esprit – A Class



A pioneering design concept, bursting with professional functionality! For you, this simply means pleasurable touring without any compromises. For example, you already have the perfect all-round view through the panoramic windscreen during the journey.

Uncompromising is the comfort of the standard pull-down bed. An intelligent aluminium pivoting design allows a bed width of 150 cm – with really spacious headroom.

This remains perfect, even in the rain and cold, because an additional blast of warm air from the living area prevents fogging and freezing.

## Esprit A Class

Width	233 cm
Height	298 cm
Total length	From 729 to 760 cm



+ Sleeping comfort at its best: 196 x 150 cm bed size with 7-zones EvoPoreHRC mattress



+ Comfortable Pilote seats with height/ inclination adjustment and belt integration



+ **I 7150-2 EB Master Gloss Cream | Skylight:** The integration of the cab with its huge windows into the living area creates a luxurious ambience, typical of the A Class (Picture shows the optional overhead locker design and the optional real leather skylight)



+ White Standard



+ Travertin  
Code 7883



+ Titansilver Metallic  
Code 1665



+ A touch of luxury: Chromed headlight bezel, LED daytime running lights and sight-proof grill for the radiator



+ Easy to service: large engine bay opening for servicing all relevant parts



+ The coach style rear-view mirrors ensure an unobstructed panoramic view. They are electrically adjustable and heated.



+ An additional blast of warm air from the living area keeps the windscreen and side windows free from fogging and freezing

# More versatility

A special atmosphere in the Esprit is created by a new, 3D wood finish. Virginia Oak has a textured surface, similar to that of a real wood veneer, but without the disadvantages in terms of discoloration.

Two overhead locker décors are available and can be combined with two tasteful fabrics and real leather upholstery (partly optional). The optional leather upholstery Skylight is highly breathable and offers outstanding seating comfort.




+ Virginia Oak



+ Master Gloss Cream (option)



+ Amaro



+ Glamour



+ Real leather  
Skylight (option)



+ **Virginia Oak | Glamour:** The standard interior in Virginia Oak allows the special effect of the textured surface to be brought to the fore. Matching that is the genuine wood edge of the table



+ **Master Gloss Cream (option) | Amaro:** The holistic light composition with various effects underlines the interesting play of contrasting surfaces and materials

## More relaxation

The SleepWell bed system (see page 138) ensures a good night's sleep in single or king-size beds. The advantage of this bed variation: getting up and lying down is especially comfortable and can be done without disturbing the partner.

If desired, alternative single beds are available which are raised up to accompany a rear garage housing an e-bike or scooter. We have developed a lower overhead locker especially for this option. In this way it is possible to have overhead lockers go all the way round with the appropriate storage space and enough headroom despite the high beds.



+ Under the O/S single bed there is a useful multi-functional compartment for stowing different utensils. It is accessible from inside and outside and illuminated by LED.



+ Excellent sleeping comfort is guaranteed by the Dethleffs SleepWell bed system with innovative 7-zones EvoPoreHRC mattresses and wooden bed frames. Detailed information can be found on page 138.



+ **7150-2 EB:** Whoever wants a high rear garage for transporting scooters or e-bikes, ought to choose the optional, high bed design (Fig.). Thanks to the specially developed lower overhead lockers, a comfortable headroom of 90 cm is available.





+ 7150-2 DBM: It doesn't get any more comfortable. The king-size bed is accessible from three sides and so low that getting in and out is quick and simple.

## More cooking fun



+ The reverse side of the sink cover is a cutting board with a juice groove.



+ The pull-out pantry houses a waste separation system and space to hold tall bottles.

The Gourmet kitchen in the Esprit is certainly an eye-catcher. It combines an attractive Swing design with well-thought-out functionality. This includes, for example, a place intended for a coffee machine at the back - of course with 230 V power supply.

Depending on the wood décor, the kitchen front surfaces are available in Virginia Oak or in cream high-gloss look (option)!



+ The hobs of the 3-flame-burner stove are so big that it is possible to cook with 3 pans at the same time



+ Abundant storage space is offered by the large drawers with automated central locking.



+ For long long holidays: Large 190 l fridge/ freezer combination - the oven comes standard!



# More bath comfort

The large showerhead in combination with the high-pressure water pump promises showering comfort like at home. Lots of wood décor, high-gloss

surfaces and chromed bathroom accessories round off the sophisticated appearance of the Esprit bathroom worlds.



+ A touch of luxury in bathroom! Bathroom accessories belong to standard equipment



+ For maximum privacy, the spacious bathroom can be completely closed off from the living area and bedrooms in the DBT models. Large mirror surfaces also underline the impression of space.

# More value

Absolute winter hardness is one of the main added values of the Esprit models. Apart from the rot-proof Lifetime Plus body construction with elaborate insulation, the new Isoprotect Plus functional double floor plays an important role.

The whole thing, including the plumbing and hoses, sewage pipes and tanks is actively heated and thus reliably protected against freezing.



+ Noble overhead lockers reaching up into the cab hood with atmospheric indirect lighting



+ Switch elements located at entrance area



+ Well-used: Floor compartments



+ Digital TRUMA operation panel with many additional functions



+ Luxury on-board control panel with display of power and water as well as outdoor and indoor temperature



+ Perfectly equipped with at least five 230 V/USB sockets



+ Extra wide entrance door (70 cm) with secure 2-point-locking system, window and flyscreen door. Central locking comes standard.



+ Stay safe with the standard ESP and other important driving assistance systems



+ Well protected against hail: durable GRP roof



+ Winterproof: The complete water installation is located in the IsoProtect Plus function double floor.



+ Eco-friendly and strong: Modern EURO 6 engine (2.3 l, 96kW/ 130BHP)



+ Well-insulating and safe: Automotive flush-fitting windows



+ Dethleffs Lifetime Plus: The wood-free underfloor is covered on both sides with GRP



+ Room for everything: High rear garages with 250 kg loading capacity and accessible from both sides. An LED strip provides the necessary illumination.



+ Safe and dynamic road handling is guaranteed by the AL-KO broad gauge low platform chassis. That can be upgraded to 4.5 t (option).



+ Comfortable: Extendable gas bottle locker for an easy change of gas bottles







Esprit Comfort

# Space miracle – for every season

The Esprit Comfort Coachbuilt models can be described with five words: space, space and more space! The heated double floor offers not only this space but is responsible for protecting the water installations. With its 40 cm double floor height it is a storage wonder and can carry everything for your holiday needs – that is very important for winter holidays! Even bottle cases can be stored here. As well as the water tanks, the wheel arches are within the double

floor giving the living area much more space, more comfortable bathrooms, and much more elbow room. The cab is used as an air lock and keeps icy temperatures at bay. The same also applies to summer heat.

For an optimal winter suitability we recommend the installation of the ALDE warm water heating.

**Esprit Comfort Coachbuilt Plus factors**

- + 40 cm high double floor for absolute winter suitability and plenty of storage space
- + AL-KO low platform broad gauge chassis
- + Powerful and economical: Euro 6 2.3 l MJet engine with 96 kW (130 BHP)
- + Multi-part, easy-to-repair rear light moulding with long-lasting LED rear lights
- + Gourmet kitchen centre
- + Digital TRUMA operation panel with many additional functions
- + Model A 6820-2 is the popular ALPA layout - the motorhome for two

\*A 7870-2







**ESPRIT**  
**ESPRIT** COMFORT

# Esprit Comfort – Coachbuilt



Coachbuilt models are the most practical motorhomes. The alcove above the cab is convenient storage space during the day, and a cosy place to sleep at night that is loved by children. But adults will also find a luxurious place to sleep here. Depending on the model, either in the form of a huge double bed or twin beds for the model A 6820-2, the popular ALPA layout (motorhome for couples travelling alone).

The alcove construction means that the cab is not integrated into the living area. This has the advantage that the cab serves as a kind of air lock so that heat and cold are kept outside.

Especially when camping in winter this is an enormous gain in comfort – the Esprit Comfort Coachbuilt with its winterised double floor construction is just made for this!

## Esprit Comfort Coachbuilt

Width	233 cm
Height	323 cm
Total length	From 733 to 858 cm



+ Comfortable Pilote seats with height/ inclination adjustment and upholstered arm rests



+ Fold-away Overcab bed for comfortable access to the cab



+ **A 7870-2 | Namib:** Space for a really big group! The passage to the driver's cab can be closed if required with additional cushions



+ White Standard



+ Imperialblue/White  
Code 5426



+ White/Titansilver Metallic  
Code 5708



+ Imperialblue/Titansilver Metallic  
Code 5706



+ Frost-protected: 40 cm high, heated double floor with lots of storage space



+ Opening window in overcab provides light and air circulation (option)



+ Plenty of storage space in the 40 cm high floor compartment



+ Repair-friendly: multi-part rear with longlasting LED rear lights

## More versatility

Both Esprit Comfort Coachbuilt models offer totally different living experiences: while the A 7870-2 offers a fixed rear double bed in addition to the alcove bed, the A 6820-2 uses this space for a huge U-shaped seating area, and – unusual for a Coachbuilt – offers beds above the cab in return.


The warm wood finish Noce Padano can be combined with two tastefully matched fabrics and a high-quality real leather upholstery (option).



+ Noce Padano



+ Namib



+ Solana



+ Real leather  
Burano (option)



+ **Namib:** Space for a really big group! The passage to the driver's cab can be closed if required with additional cushions



+ **Namib:** Twin beds in the area over the cab? Unusual, but brilliant! This is the popular ALPA model - the motorhome for two. Doing without another fixed bed creates a uniquely generous space with a huge U-shaped seating area and freedom of movement in front of the kitchen

## More relaxation

The A 7870-2 offers two classic double beds over the cab and in the rear. The A 6820-2 is available with two single beds in the overcab which can be reached comfortably and safely via broad steps.

Both sleeping concepts come with the Dethleffs SleepWell bed system and that means with 7-zones EvoPoreHRC mattresses and ergonomic wooden slatted frames. More details can be found on page 138.



+ **A 6820-2:** The large steps are comfortable and safe



+ Perfect sleeping comfort thanks to SleepWell bed system with 7-zones EvoPoreHRC mattresses and ergonomic wooden slatted frames



+ **A 6820-2:** Overcab with two comfortable single beds. The passage way to cab can be completely closed and locked



+ A 7870-2: Comfortable double bed with 210 x 150 cm bed size and huge rear garage underneath

# More cooking fun

The Gourmet kitchen centre is a prime example of practice-oriented functionality: The 2-piece cover of the gas cooker created additional working space as you can uncover the hob you really will use.

For a cup of coffee in the morning you only can uncover one hob and the rest remains closed. What's also practical are the height-adjustable shelves in the kitchen overhead lockers.



+ The large drawers and the pull-out pantry hold huge amounts of supplies ...



+ ... and are easy to load and better for your back



+ 1, 2 or 3: You decide how many hobs you want to uncover.



+ Three cooking hobs - also for large pots and pans



+ 190 l fridge/ freezer combination with oven





+ You can dry wet clothes on the towel rack in the shower wonderfully



+ Quality in details: chrome-plated metallic rails

## More bath comfort

Both Esprit Comfort Coachbuilt models feature spacious bathrooms. In other words, the washroom and separate shower are arranged to the left and right of the aisle and can be transformed into a big bathroom with the appropriate door positions.

This creates a unique freedom of movement. The separate shower cubicle is completely lined with plastic. A special high-pressure water pump provides enough water pressure.



+ In the spacious bathroom with a wraparound plastic-panelled shower cubicle, there is no shortage of space

# More value

The Esprit Comfort Coachbuilds are ideal for winter use! The entire installation is housed in the 40 cm high double floor and protected from frost. True winter fans order the optional ALDE hot water heating system for even more winter comfort.

The gigantic storage space e.g. in the raised floor are often used in every season – there is enough room even for a crate.

The rot-proof Lifetime Plus body construction without wood inserts ensures the best durability and maximum value.



+ LED wardrobe interior lighting



+ Digital TRUMA operation panel with many additional functions



+ Large transparent skylight for good air circulation



+ The laundry is located on the left ...



+ ... and the wardrobe on the right under the single beds



+ Atmospheric lighting with many direct and indirect light sources



+ Good indoor climate: The air ventilation behind the overhead lockers avoids condensation



+ Perfect driving experience thanks to AL-KO broad gauge chassis



+ Well protected against hail: durable GRP roof



+ Eco-friendly and strong: Modern EURO 6 engine (2.3 l, 96 kW/130 BHP)



+ Dethleffs LifetimePlus: The wood-free underfloor is additionally covered with GRP panel



+ Huge rear garage for transporting bulky holiday luggage etc.



+ Stay safe with the standard ESP and other important driving assistance systems



+ Repair-friendly: multi-part rear with longlasting LED rear lights



+ Coupé entrance: Standard with flyscreen door and electrical step



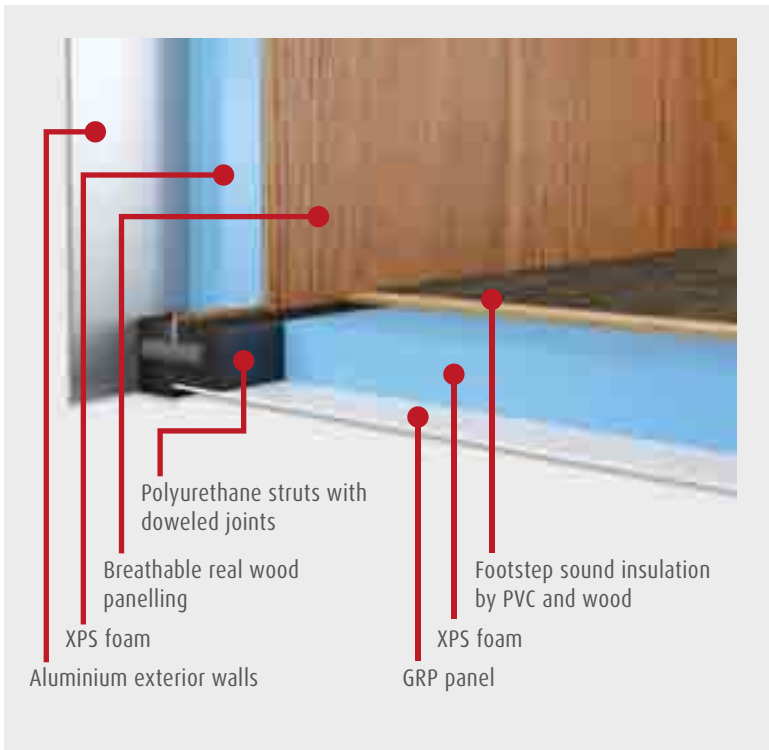
+ Frost-protected: 40 cm high, heated double floor with lots of storage space







# Dethleffs Lifetime Plus



+ Lifetime Plus body construction (the underfloor of models with function double floor is covered with GRP on both sides)



+ Overview of wall construction thickness for all Dethleffs models in this brochure

For 85 years we have been building recreational vehicles. When it comes to design and technical refinements, the Dethleffs design engineers lead the field. It is no coincidence that we were one of the first manufacturers to give a 6-year water ingress guarantee on the quality of its body construction.

Today the Dethleffs Lifetime Plus body construction in many models is a sign of quality that stands for maximum durability. This innovative design combines an absolutely rot-proof wall construction with modern insights to create a healthy indoor climate:

+ Walls, roof and floor are constructed entirely without cold spots or wood inserts. Instead, rigid polyurethane struts ensure a high torsional stiffness.

- + Strong GRP panels (glass-fiber reinforced plastic) on the roof and floor protect against damage from outside from hail, stones, salt water, etc.
- + An extra thick layer of high density, hydrophobic, i.e. waterrepellent XPS foam ensures excellent insulation properties.
- + No material is better suited for impact sound insulation than plywood. And even while driving, a lower noise level can be achieved. Also, the possibility of installing underfloor heating is ensured.



Our Globebus and Trend (T/I) ranges come with the rot-proof Lifetime Smart floor construction. PU struts are also used here instead of wood, and with thick GRP panels to protect from damage!

# Engineering skills from Germany



+ Body construction free of cold bridges

+ Stabilizing dowel connection



+ The water points are directly supplied with water by the central water distributor



+ The water on the roof is directed through predefined channels

Dethleffs quality is based on many ideas, both big and small. Here are some examples:

## **Cold spots? Not with us!**

Wall, roof and floor elements are connected to each other at Dethleffs without the use of continuous metal profiles. This prevents the formation of metallic cold spots in the interior – without additional insulation – which cause condensation and unnecessary heat loss.

## **Torsionally stiff thanks to dowel technology**

In order to achieve optimum torsional stiffness of the structure, we connect the side walls and floor panel with polyurethane plugs as thick as your finger. In this way, shearing forces are completely eliminated even under extreme loads.

## **Water drainage**

As part of a clever water management system, rain water from the roof is directed through predefined channels (e.g. embedded in the fiberglass hood) towards the rear and the windscreen. In this way the driver is spared from an unintentional shower when getting into the vehicle (depending on model).

## **Water management concept**

With almost every Dethleffs model. This water management concept specifies that the hose pipes can only be interrupted at these distribution points. This means that connectors in the hoses which are mostly to leak do not exist. And when it comes to a leakage it will be much easier to locate and to repair it because the distribution points are easily accessible.

On the next page, read how Dethleffs ideas can improve the interior climate, even in winter.



# Winter camping for everybody!

The Allgäu - Dethleffs headquarters since 1931 - is a popular winter destination with its long winters and lots of snow. Not for nothing does Dethleffs have the reputation of being a true winter expert.

You recognize this from standard features such as the Dethleffs AirPlus overhead locker-ventilation and a particularly well insulated living area, but also from the fact that it is possible to make vehicles absolutely winterised without a double floor.

## Winter comfort with optional packages

A unique specialty of Dethleffs is the optional winter comfort packages with which real winter fans can


enjoy winter camping in icy temperatures - even without a double floor vehicle! Perfect winter fun is guaranteed by many details such as the 12 V heating of the waste water tank and pipes that was tested in space, or a comfortable underfloor heating.

Experience winter camping in a new light - with winterised vehicle technology from Dethleffs, the winter specialists.

[www.dethleffs.co.uk/winterproof](http://www.dethleffs.co.uk/winterproof)







+ Blinds: insulation and protection



+ Breathable textiles



+ The AirPlus system avoids any condensation

# Healthy indoor climate

## AirPlus overhead locker ventilation

When the warm air quickly cools down the moisture is the result – in the motorhome it is always on the exterior wall when it is very cold outside. With the AirPlus system we ensure that the overhead lockers are ventilated and so an air circulation in the room will avoid the condensation. The result: Healthy room air without mould formation or mould spots.

## Forced ventilation - measured instead of calculated

Forced ventilation in the vehicle is required by law to prevent an excessive CO2 level in the living area. The Dethleffs engineers measure each model individually to determine the ideal number and distribution. This is more complex than a general calculation, but it guarantees an optimum balance between forced fresh air and CO2 concentration.

## Blinds with an insulation coating

The window blinds used by Dethleffs not only protect from prying eyes, but thanks to their metal coating at the same time reflect the sunlight and thus contribute to a more comfortable interior climate.

## Breathable materials

The textiles used in the living room and wood paneling on the roof and side panels are breathable and so can balance the fluctuating moisture density of the air inside, without harmful condensation forming.

## Optional warm-water heating ALDE

The powerful Truma Combi 6 E fan heating comes as standard and can heat the interior of Dethleffs motorhomes in a flash. In all models (except Globebus), an ALDE hot water heating system can also be installed if desired! This guarantees a warm and cosy feeling like at home, and works without fans. Ideal for people with allergies!



# Sleep like at home

For the first time we have installed EvoPoreHRC mattresses in all motorhomes. Developed in Switzerland, this innovative high-tech material is considered a milestone in foam technology with unique advantages:

- + **Optimum body support:**  
Excellent anatomic support of the body
- + **Climate regulating:**  
High breathability for a pleasant and hygienic sleeping climate
- + **Climate resistant:**  
First-class material stability even under the influence of heat and humidity
- + **Long-lasting:**  
Optimal lying comfort even after years
- + **Extremely light:**  
Making the beds is easier than ever

Combined with our ergonomic wooden slatted frames we can guarantee outstanding lying comfort – all night – all year round!

At [dethleffs.co.uk/evopore](http://dethleffs.co.uk/evopore) we provide detailed information about the unique advantages of the new sleeping system.



+ A holiday is only really enjoyable if you are able to sleep soundly and well



+ Integrated belt



+ Wide, upholsterd armrests

# Ergonomic seat comfort

Being on the road for hours can stress your back, and that is the reason why we attach a great importance to ergonomic and comfortable seats. Dethleffs therefore employs Captain Chair Pilote seats for driver and front passenger with excellent ergonomic properties in Low Profile and Coachbuilt motorhomes as standard:

- + Ergonomic seat and back cushions with high-quality foams
- + Lateral support for better comfort
- + Comfortable, extra wide arm rests, height-adjustable back rest
- + Height and inclination adjustment. Enables the adjustment of optimal and fatigue-proof seating position
- + Seat heating and lumbar support (option)



+ For Low Profile and Coachbuilt models Dethleffs employs Captain Chair Pilote seats with excellent seating comfort (option for Trend)



+ A Class models are all available with an integrated 3-point seat belt with an optimal belt position and maximum elbowroom



+ Standard safety features: The life-saving ESP is standard in Dethleffs motorhomes!



+ 3-point inertia safety belts: All registered seats in the direction of travel are equipped with a standard 3-point seat belt and stable headrest as is usual in the automotive industry.

# Safe all-round!

With a Dethleffs motorhome you are always safe and protected allround!

Guarantee for a relaxing journey: ESP as standard (electronic stabilizing system). Today ESP is an indispensable safety feature in the passenger car sector. Caravanning magazines such as promobil vehemently demand the use of ESP in motorhomes as standard. At Dethleffs this life-saving system is standard for the almost all of our models.

**ESP (electronic stabilizing system)** – controls the driving direction of the vehicle and the movements of the wheels. If required, especially in dangerous situations it will be activated, brakes the single wheels or slows down the speed of the vehicle by performance reduction. Consequently, it safely keeps the vehicle on track.

More than that the ESP of the newest generation includes other important driving assistance systems:

- + **ASR (anti slip regulation)** – prevents the wheels from spinning when starting on a slope
- + **Hill Holder** – assists the driver when starting on a slope

- + **HBA (hydraulic brake assistance)** – emergency brake assistance. The system recognizes an emergency stop and reinforces the pressure on the pedal, if necessary
- + **Roll-over Mitigation** – reduces snaking movements and improves the stability in curves

Hill Descent Control – helps to maintain a desired speed on steep descents (up to max. 30 km/h), without constantly having to brake. The driver can focus completely on steering (activated with a button on the dashboard).

Standard issue for Dethleffs motorhomes: **wide-track chassis** (Fiat or AL-KO) which provides significantly more contact with the road surface. The track width of the Fiat chassis used by Dethleffs, for example, is 190 mm wider than the standard Ducato (does not apply to the narrow Globebus models).

**Standard driver airbag** and the airbag for the front passenger is already included in the standard chassis packages.



+ **Safety note for four-legged friends:** please fasten the seatbelt. A safety harness and cosy place to sleep ensure that your dog can travel safely with you (option)



+ **Unobstructed view:** Dethleffs A class motorhomes provide even more safety due to a perfect field of view; sideways, and also forwards, directly in front of the vehicle. In extensive tests we have determined the best compromise between viewing angles.



+ **Rear-view camera systems (optional):** Save yourself expensive manoeuvring and increase your safety. Dethleffs offer a wide variety of rear-view cameras: from the manoeuvring aid to the "digital rear-view mirror".

# Advantages come standard

## Safety first!

In a Dethleffs motorhome, you can start a long holiday trip with a secure feeling. Many equipment components, as well as special technical refinements simply make our motorhomes safer – this starts with ESP, which is standard on board at Dethleffs. The fact that we are always thinking ahead is demonstrated

by our Dethleffs driver training which we have been organizing at the end of May for over 20 years on a regular basis. Here even old hands can still learn something – whether it comes to proper loading, braking or cornering. The motorhome driver training is supported by promobil.



+ For over 20 years the Dethleffs driver training for beginners and professionals has been held regularly at the end of May







# Better and better!

The brand name Dethleffs stands for 85 years of innovation, a very attractive price-performance ratio and first-class quality. That's why our customers value our brand.

Quality is a continuous process which already starts with the development of the vehicles. Right from the beginning the cornerstone for the highest quality demand is laid by the selection of suitable materials, suppliers and the perfectly matching production process.

Quality above all is for us: The tireless search for perfection through improvements and optimal solutions. This is a good reason for us to continuously invest in developments and researches, in new machinery and of course in our employees.

This is the reason why we are one of the biggest training companies of the region and fill the vacancies preferentially with the employees we have trained by ourselves and continue training them. By doing it this way we can better rise up to our commitment to be a friend of the family.

Peter Leichtenmüller  
Production Manager







# Sophisticated from A to Z

All those who buy a Dethleffs vehicle will receive a well-engineered vehicle with high quality. Our factory in "Isny im Allgäu" is one of the most

modern factories in Europe with qualified and motivated employees. Quality made in Germany for over 85 years this has been our trademark.



+ We do not keep the cards close to our chest. See the production of our motorhomes - we offer a weekly factory tour!  
Further information you will find at: [www.dethleffs.co.uk](http://www.dethleffs.co.uk)



# Our target: Your satisfaction

## Quality means to us to offer you the perfect service after vehicle purchase!


All over Europe we provide you an especially close-knitted dealer network. There are over 330 dealers and service workshops who will be able to assist you when needed.

On-site you will find modern workshops with friendly, qualified staff. In the well-equipped workshops you will receive the best service. With the regular workshop trainings we make sure that the employees have the current level of knowledge.

We also support our trade partners in assisting you fastly and uncomplicated. Hence Dethleffs carry over 16,000 parts in stock permanently. 93% of the spare parts orders will be executed within 3 working days.

This kind of durability and quality is recognised by our customers. That is why the readers of the magazine "Reisemobil International" have been voting us year after year to a leading position with regards to vehicle satisfaction and service.

We are especially proud of the special award "The family friendliest brand".





### Guarantee instead of warranty

Your new Dethleffs motorhome comes with an comprehensive manufacturer guarantee giving you more security in comparison to a usual warranty by law.



+ 6-years water ingress warranty comes standard and will increase the resale value of your vehicle



+ For inspections on a yearly basis there are Dethleffs authorised and well-trained workshops Europe-wide



# The Dethleffs Family

85 years ago for Arist Dethleffs, the company inventor, the family was the main focus. For them he invented the "Living Car".

Couples, families with children or best friends – everybody who wants to be involved and has

a lot of fun enjoying leisure time together with other people will be a part of the Dethleffs family. During the common activities of the Dethleffs Clubs you can experience and enjoy our sense of family again and again.



+ Family trips offer fantastic excursion destinations and fun with like-minded people and a varied programme



+ The popular Family Meet and Greet which takes place every two years in Isny



+ Train your active driving safety with our driver safety training



+ Welcome to the Dethleffs Family!



# Dethleffs Family Foundation

## Turn words into actions

“A real friend of the family” is inspired by actions, not by words. That is why we founded the Dethleffs Family Foundation in 2004. They support poor families and social organisations with the following projects.

## Holidays at last!

A break from everyday life – that is enabled by the project “Holidays at last” in free of charge, parked caravans on our partners’ campsites. For families and child facilities and those who can’t afford a camping holiday with their children.

## Youthfarm Bacova

Another big project supports the Pater Berno Foundation in Romania. On the youth farm in Temesvar street children are educated and given a better way of life.

For many years we have been supporting Pater Berno in his worthwhile work. Also the Christmas presents which are prepared by the Dethleffs employees contribute to this project.

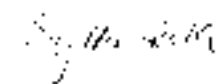
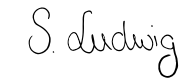
## The kitchen on wheels

A regional project which we also accompany is the kitchen on wheels of the “Krumbach Family Foundation” for kindergartens and schools. The children are taught to prepare healthy meals with regional and fresh ingredients.

The “kitchen on wheels” was constructed in our apprentice workshop for wood technicians – just like the popular Caravan money boxes for the Dethleffs Family Foundation which stand at our trade partners’ locations.

Feel free to help! Your contribution will go completely to the Dethleffs Family Foundation and its projects.

Feel free to contact us if you have a good idea where we can help: [dethleffs-hilft-kindern@dethleffs.de](mailto:dethleffs-hilft-kindern@dethleffs.de)

Sylke Roth and Simone Ludwig  
Management Assistants





# From inventor of the caravan

The story of Dethleffs is the story of a man and his great idea. It is about Arist Dethleffs, a family man, who creates the first caravan in Germany at the beginning of the thirties – and he calls it very simple “Living Car”. Wherever the family Dethleffs were they were surrounded by many people.

In the course of the time the name Dethleffs has been becoming the epitome for competency and invention for caravans and motorhomes because of a great number of developments and smart ideas. Models and program lines with distinctive profile. Many of them became classic idols.

The 85 years' experience, the high quality level and the continuous exchange between Dethleffs, the motorhomers and the partners enabled Dethleffs to become the friend of the family. And perhaps the reason of success is the lively transfer of know-how that results in flexibility and innovation of the brand Dethleffs since 1931.

This eventful story with many interesting photographs you will find at: [www.dethleffs.co.uk/history](http://www.dethleffs.co.uk/history)

1931: The manufacturer of horsewhips and ski sticks Arist Dethleffs invents the Living Car and lays the foundation for a story of success.







1931

1952: Dethleffs start batch production of the caravans TOURIST and CAMPER.



1952



1983

1983: The Overcab model PIRAT rolls off the assembly line - the first successful model of the young factory in Isny.



1987

1987: The model Dethleffs bus is launched and taps the pulse of the age.



2000

2000: Dethleffs introduce the Premium Class. An automotive design and the coloured varnish characterises the A Class models.



2016

2016: The high class for a friendship price enabled by Dethleffs Trend A Class models.

# Dethleffs Added Value – Explanation of symbols



+ Lightweight: 3.5 t vehicles licenced for 4 passengers and sufficient payload capacity



+ More safety: Electronic stabilizing program incl. important driving assistance systems (ASR, Hill Holder, HBA, Roll-Over Mitigation)



+ Safe on the road: AL-KO broad gauge low platform for secure and dynamic driving experience



+ Ergonomic: Comfortable Pilote seats with height/ inclination adjustment, integrated headrest, upholstered arm rests and lateral support



+ Well protected: robust GRP roof for hail protection



+ Inviting: 70 cm XXL entrance door




+ King of storage: Particularly high rear garages thanks to Dethleffs drop chassis extension



+ Flexible: A comfortable pull-down bed offers additional sleeping berths (partly optional)



+ More power: 95 Ah battery with AGM technology for higher performance, longer life and shorter charging time



+ Practical: Kitchen with large drawers and variable cooker cover for more working surface



+ Winterproof: Heated functional floor with frost-protected water installation



+ Winterproof: Heated double floor with frost-protected water installation and additional storage space



+ For a healthy indoor climate: Optimal rear ventilation of overhead lockers avoids condensation



+ Long-lasting: Rot-proof body construction without wood inserts and with GRP covered underfloor



+ Long-lasting: Rot-proof floor construction without wood inserts and with GRP covered underfloor



+ Stay cool! Extra-large fridges with at least 142 litres and freezer compartment



+ "SleepWell": Fixed beds with 7-zones EvoPoreHRC mattresses and ergonomic wooden bed frames.



+ Height-adjustable Queens bed: Comfortable entrance or high garage



+ Put your feet up: Comfortable L-shaped lounge with free-standing table




+ Family-friendly: at least 4 sleeping berths

**Many thanks for your interest in our motorhomes.**

The luxurious XL I and XXL A ranges you will find in the Premium class brochure. Additional information can be sent upon request. We kindly ask you to contact us via the phone or to order brochures via internet.

**Subject to change, errors excepted.**

Please note that the pictures of this brochure also show alternative designs or optional fittings at extra costs. Detailed information about specifications and equipment can be found at the separate specification sheet. Colours will differ.



GB/IRL/NZ Dethleffs GmbH & Co. KG  
Arist-Dethleffs-Straße 12 · D-88316 Isny  
Phone +49 7562 987 0 · [www.dethleffs.co.uk](http://www.dethleffs.co.uk) · [info@dethleffs.co.uk](mailto:info@dethleffs.co.uk)

***Dethleffs***  
A friend of the family